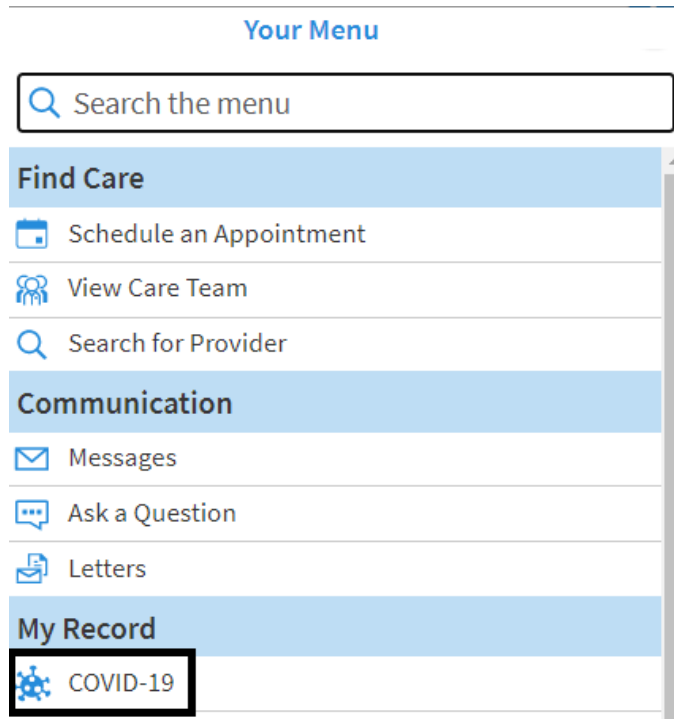
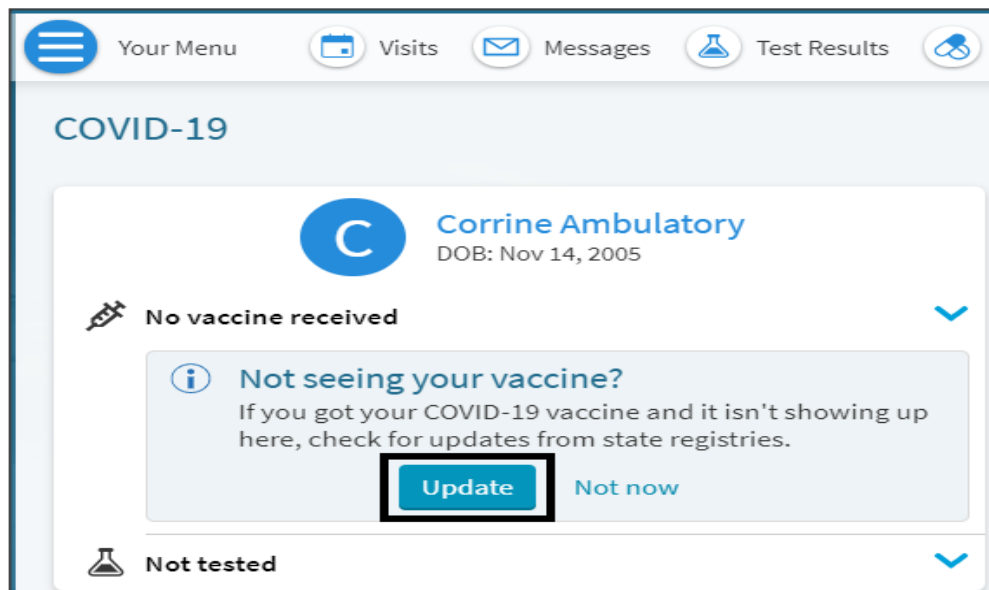


Covid-19 MyChart Information from Patients

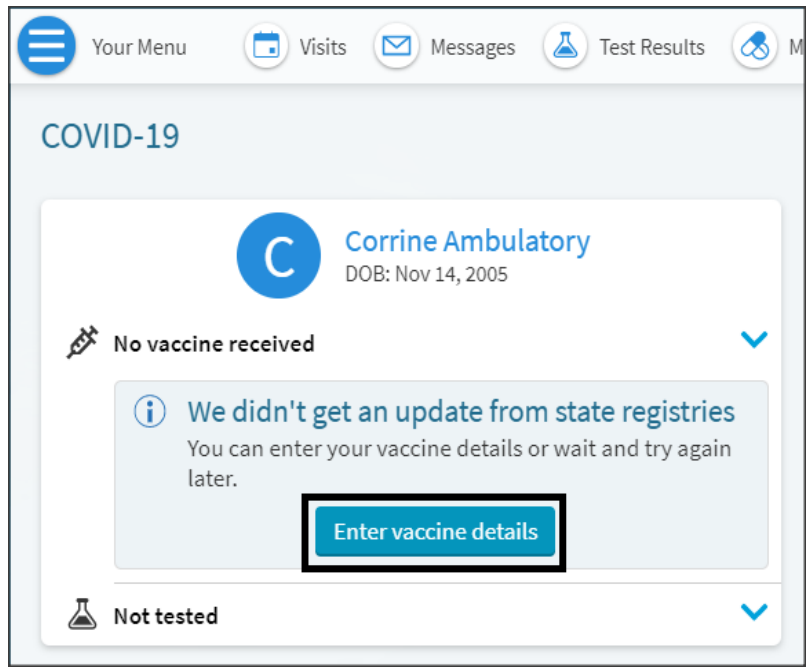
Patients are now able to enter their Covid-19 Vaccination information from their MyChart account. From the MyChart menu, they would click on **COVID-19**.



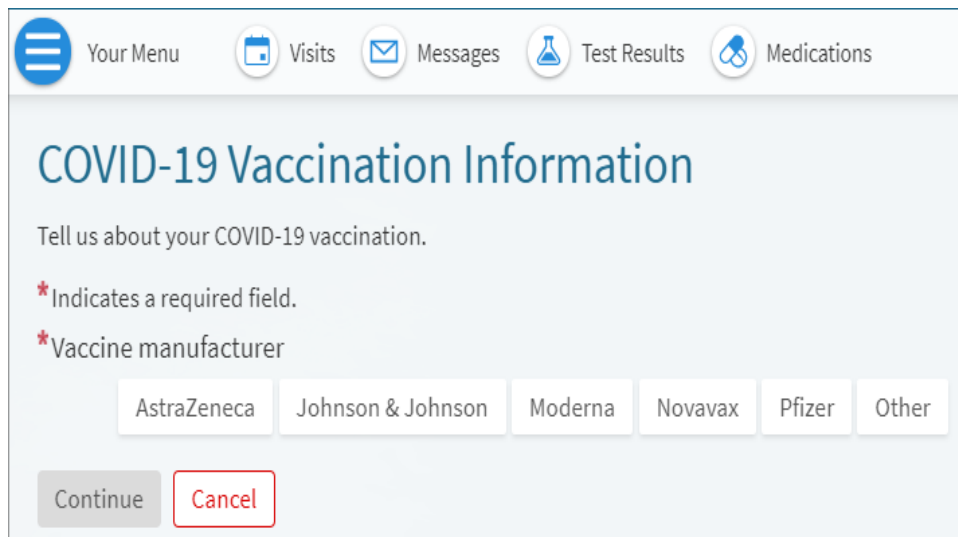
- The patient will click **Update**.



- A query will be run with NYSIIS. If no information is received back, the patient will be prompted to **Enter vaccine details**.



- The patient will click on the Vaccine Manufacturer name, then click **Continue**:



- They will receive a prompt asking “*For which dose are you providing information?*”. They can choose to enter the **First**, **Second** or **Both** doses. If multiples are chosen(both) the appropriate number of spots will open.

COVID-19 Vaccination Information

Tell us about your COVID-19 vaccination.

* Indicates a required field.

* Vaccine manufacturer

AstraZeneca Johnson & Johnson Moderna Novavax Pfizer Other

* For which dose are you providing information?

First Second Both

* Date of first vaccine dose

09/01/2021

Where did you receive the first vaccine dose?

You can find the location in the Healthcare Professional or Clinic Site column on your COVID-19 Vaccination Record Card.

Rite Aid Utica

What is the lot number of the first vaccine dose?

You can find the lot number underneath the Manufacturer on your COVID-19 Vaccination Record Card.

ABC234Z

* Date of second vaccine dose

09/22/2021

Where did you receive the second vaccine dose?

You can find the location in the Healthcare Professional or Clinic Site column on your COVID-19 Vaccination Record Card.

Rite Aid Utica

What is the lot number of the second vaccine dose?

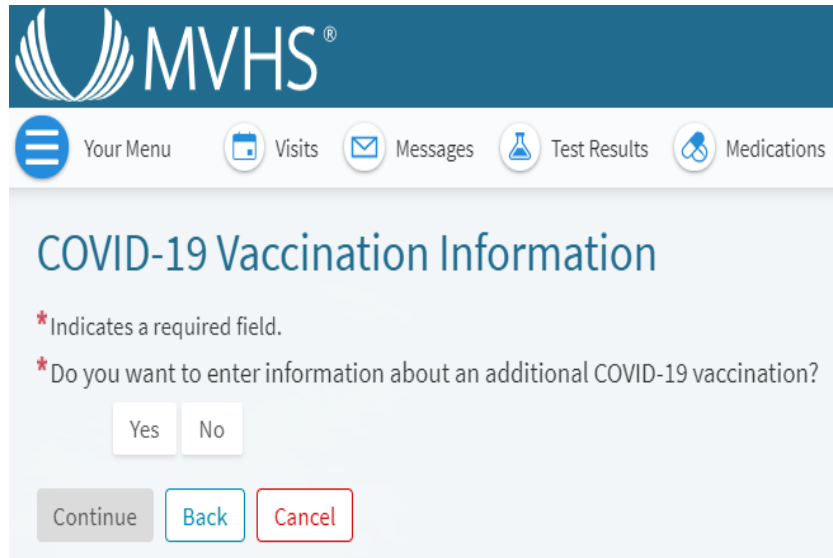
You can find the lot number underneath the Manufacturer on your COVID-19 Vaccination Record Card.

CDB987

Continue Cancel

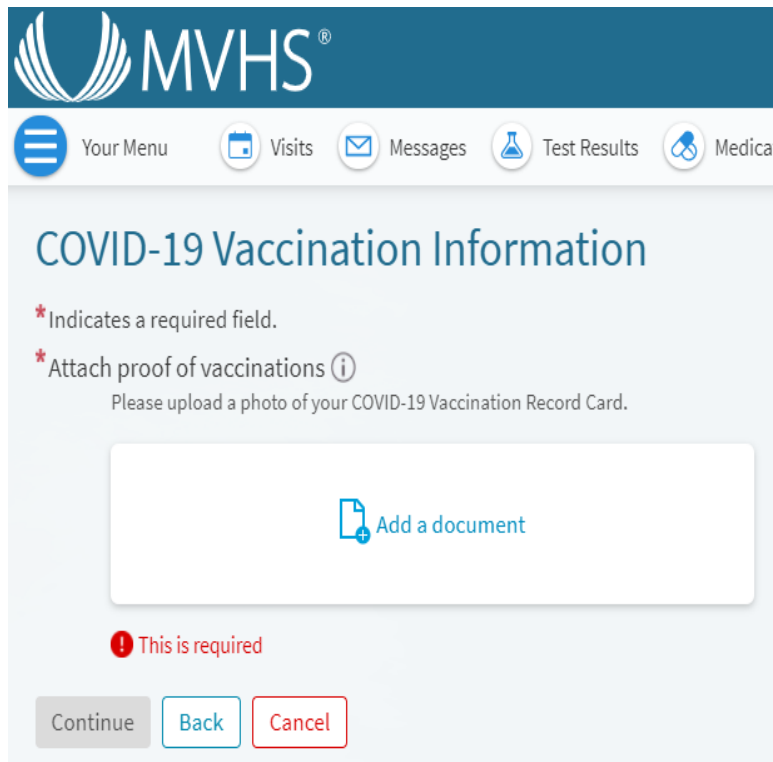
- Once all the information is entered, they should click **Continue**.

- They will receive the option to enter an additional vaccination (**YES/NO**). After which, they would click **Continue**, if done.



The screenshot shows the MVHS logo at the top left. Below it is a navigation bar with icons for 'Your Menu', 'Visits', 'Messages', 'Test Results', and 'Medications'. The main heading is 'COVID-19 Vaccination Information'. Below the heading, there is a note: '* Indicates a required field.' followed by the question '* Do you want to enter information about an additional COVID-19 vaccination?'. There are two buttons, 'Yes' and 'No', for the question. At the bottom, there are three buttons: 'Continue' (disabled), 'Back', and 'Cancel'.

- They will be required to add documentation – a photo (or file copy photo) of their COVID-19 Vaccination Record Card.



The screenshot shows the MVHS logo at the top left. Below it is a navigation bar with icons for 'Your Menu', 'Visits', 'Messages', 'Test Results', and 'Medications'. The main heading is 'COVID-19 Vaccination Information'. Below the heading, there is a note: '* Indicates a required field.' followed by the requirement '* Attach proof of vaccinations (i)'. Below this, it says 'Please upload a photo of your COVID-19 Vaccination Record Card.' There is a large white box with a blue document icon and the text 'Add a document'. Below this box, there is a red warning icon and the text 'This is required'. At the bottom, there are three buttons: 'Continue' (disabled), 'Back', and 'Cancel'.

- Once they are satisfied, they will click **Continue**.

MVHS

Your Menu Visits Messages Test Results Medications

COVID-19 Vaccination Information

* Indicates a required field.

* Attach proof of vaccinations ⓘ
Please upload a photo of your COVID-19 Vaccination Record Card.

View Remove

Continue Back Cancel

- The patient will have the chance to change any of the previously entered information:

MVHS

Your Menu Visits Messages Test Results Medications

COVID-19 Vaccination Information

Please review your responses. To finish, click **Submit**. Or, click any question to modify an answer.

Question	Answer	
Vaccine manufacturer	Pfizer	
For which dose are you providing information?	Both	
Date of first vaccine dose	09/01/2021	
Where did you receive the first vaccine dose?	Rite Aid Utica	
What is the lot number of the first vaccine dose?	ABC234Z	
Date of second vaccine dose	09/22/2021	
Where did you receive the second vaccine dose?	Rite Aid Utica	
What is the lot number of the second vaccine dose?	CDB987	
Do you want to enter information about an additional COVID-19 vaccination?	No	
Attach proof of vaccinations	All Tasks Completed Thumb Up.png	

Submit Back Cancel

Continued on next page.

- Once they click **Submit**, they will see the following:

